

*What types of companies sent their fleet decision makers to AF&V 2009?*

*Are they public or commercial entities?*

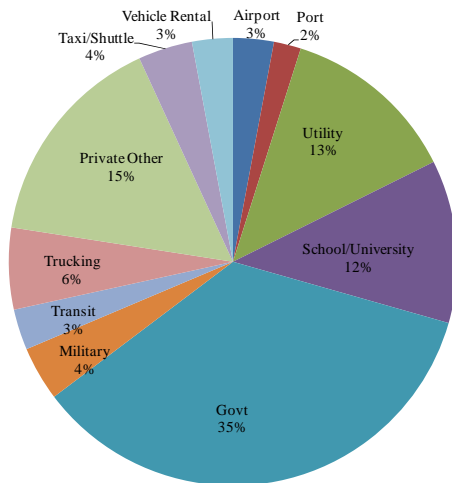
*How many vehicles do they have in their fleets?*

*What percent of their fleets are already AFVs?*

*What parts of the country are they from?*

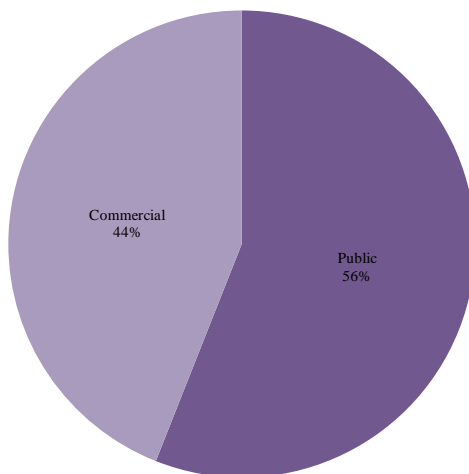
To answer these questions, AFVi completed the following analysis of the fleet professionals in attendance at the Alternative Fuels & Vehicle National Conference + Expo 2009 (AF&V 2009).

**AF&V 2009: Fleet Attendance By Industry**



There is an increasing diversity of industries interested in alternative fuels, vehicles and advanced transportation technologies, as demonstrated by the attendees at AF&V 2009. From government fleets to those from utilities, schools, trucking, transit, airport and much more... their managers came to AF&V 2009.

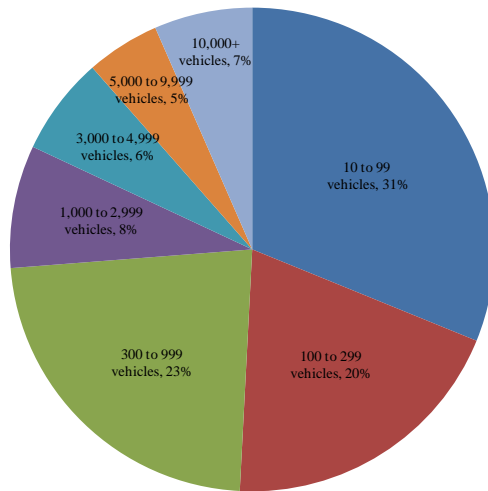
**AF&V 2009: Commercial vs. Public Fleets**



Over the fifteen year history of this Conference, the number of fleet managers representing commercial fleets has grown dramatically. At AF&V 2009, 44% of all fleet managers in attendance worked for a commercial company.

---

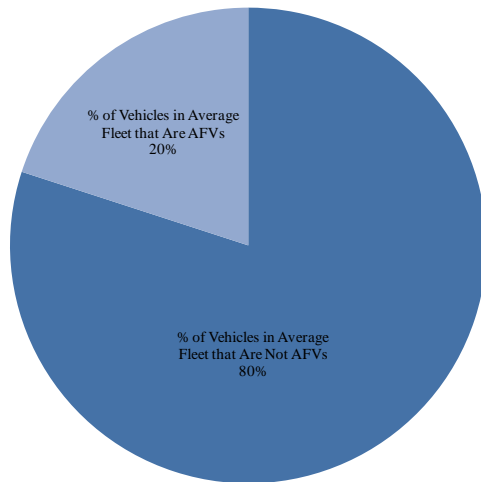
**AF&V 2009: Fleet Size**



Fleets of all sizes attended AF&V 2009. About half of the fleets contain less than 300 vehicles. One fourth of all fleets have between 300 and 1,000 vehicles, leaving the other quarter having 1,000 or more vehicles in each fleet.

---

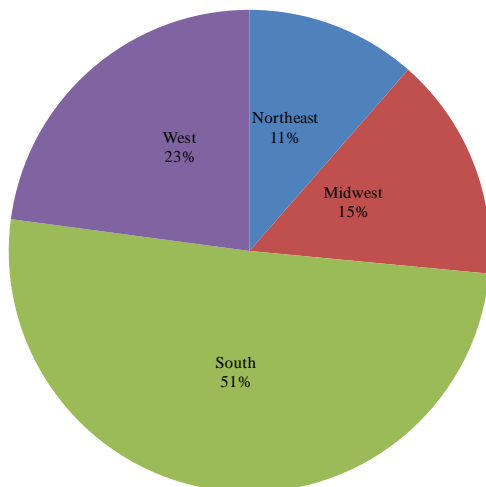
**AF&V 2009: Percent AFVs in Average Fleet**



Twenty percent (20%) of the average fleet is made up of AFVs, leaving 80% a ripe market for alternative fuels and advanced technologies.

---

**AF&V 2009: Geographic Location of Fleets**



With AF&V 2009 held in Orlando, it is not surprising that 51% of the fleet attendees were from the South, which is about the same percent that was from the West when AF&V 2008 was held in Las Vegas.

---